

Toftwood Infant School

An introduction to


# TAPESTRY

ONLINE LEARNING JOURNAL

Laura Rudd  
Assistant Headteacher  
& Reception teacher




# What Is Tapestry?

- An Online learning journal system.
  - Staff record children's progress and activities using tablet devices and PCs.
  - Parents can view their child's journal on mobile devices and on their home computers, and can make observations of their own using a secure login system.
- 




# Why Are We Using Tapestry?

- It creates a two way communication between us (the EYFS team), and you (the parents and carers).
  - We can upload flexible media meaning you can see pictures and videos of what your children are really up to at school.
  - Greater opportunities to extend your child's learning at home
  - Unlike a physical, hard copy book, it's easy to share with groups of relatives, such as extended families, and relatives living overseas.
- 




# How Does It Work?

- Photos, videos and observations are uploaded to Tapestry.
  - It is accessed via the android/iOS app or the Tapestry website.
  - It enables you to comment on observations or add your own, so you can show us what your child is doing at home - weekend trips, exciting learning opportunities, trip to the shops etc.
- 




# How is the data protected?

- A password is required to access Tapestry, and parents can only view observations of their own children, or with permission, group observations.
  - The site is hosted on Tapestry's own UK based servers in a secure data centre.
  - Every school's data is stored separately.
  - Data is encrypted to a very high level.
- 




# How We Plan To Use It

- Observations will be added by all staff onto Tapestry
  - They will not be uploaded to your child's journal until they have been assessed and approved by the teachers
  - They focus on child initiated learning. Sometimes you may see an observation from an adult directed activity
  - Observations will document how adults have interacted with a child to move their learning forward, and to support them to make progress
  - Observations will be linked to the EYFS curriculum
- 



# How to use Tapestry at home

- Web - <https://eylj.org>
  - IOS - Search EYFS Tapestry in the App Store
  - Android - Search EYFS Tapestry in Google Play Store
  - A simple user guide for each type of access is available on the school website
- 



# Using the website

<https://eylj.org/login/>

Or search 'Tapestry' on Google - the top result will take you to the home page

Log in using email address and password

# Log in - Website



Email

Password

Having trouble logging in?



Sign In

Looking for the updated version of  
Tapestry? Go to [tapestryjournal.com](https://tapestryjournal.com)



# What does it look like?

Page Filters ▾ Daniel Aaron ▾

18 Jul 2014 04:52 AM by Sarah Ginn 2406

1 assessment

16 Jul 2014 06:59 PM by Dot Hallam 0707

How is my brothers birthday' how old is he going to be? 'Three old' is he going to be 3 years old? 'Yes, and my sister Naomi' got a big sister or a little sister? Friend 'little...

ing 60 01 Jul 2014 09:12 PM by Elisabeth Ireland

maths session today A knew that the equals sign could be put anywhere in a calculation. He used his understanding of the f 10s to establish that 100-40 was 60.

ing a cake 01 Jul 2014 05:49 AM by Elisabeth Ireland

oked an amazing cake and all the teachers ate it.

3 assessments

ber of the week 01 Jul 2014 05:37 AM by Elisabeth Ireland

hat  $60+60+2=122$

3 assessments

ing 30 Jun 2014 08:04 PM by Rachel Holmes 2406

as looking at books in the reading area and independently blended the word 'fit'.

1 assessment



Danielle Aaron

MOTHER - 21 Oct 2015 10:01 PM

Wow I love this cake, it looks delicious! Can Aaron Bring a piece home?



Joe Gardner

STAFF - 21 Oct 2015 10:02 PM

Yes of course I will make sure we save a slice

Leave a reply





# Curriculum links

## Assessments

### Literacy → Writing → 40-60 months

Links sounds to letters, naming and sounding the letters of the alphabet.


Uses some clearly identifiable letters to communicate meaning, representing some sounds correctly and in sequence.

## Characteristics of Learning

### Playing and Exploring

Being willing to 'have a go'

 Taking a risk, engaging in new experiences, and learning by trial and error

- Observations will be linked to the curriculum
  - Links will be made to areas of learning within Development Matters and to the Characteristics of Effective Learning
- 



# Curriculum links

## Assessments

Personal, Social and Emotional Development → Self Confidence & Self Awareness → 30-50 months

Is more outgoing towards unfamiliar people and more confident in new social situations.

Communication and Language → Understanding → 40-60 months

Listens and responds to ideas expressed by others in conversation or discussion.

## Characteristics of Learning

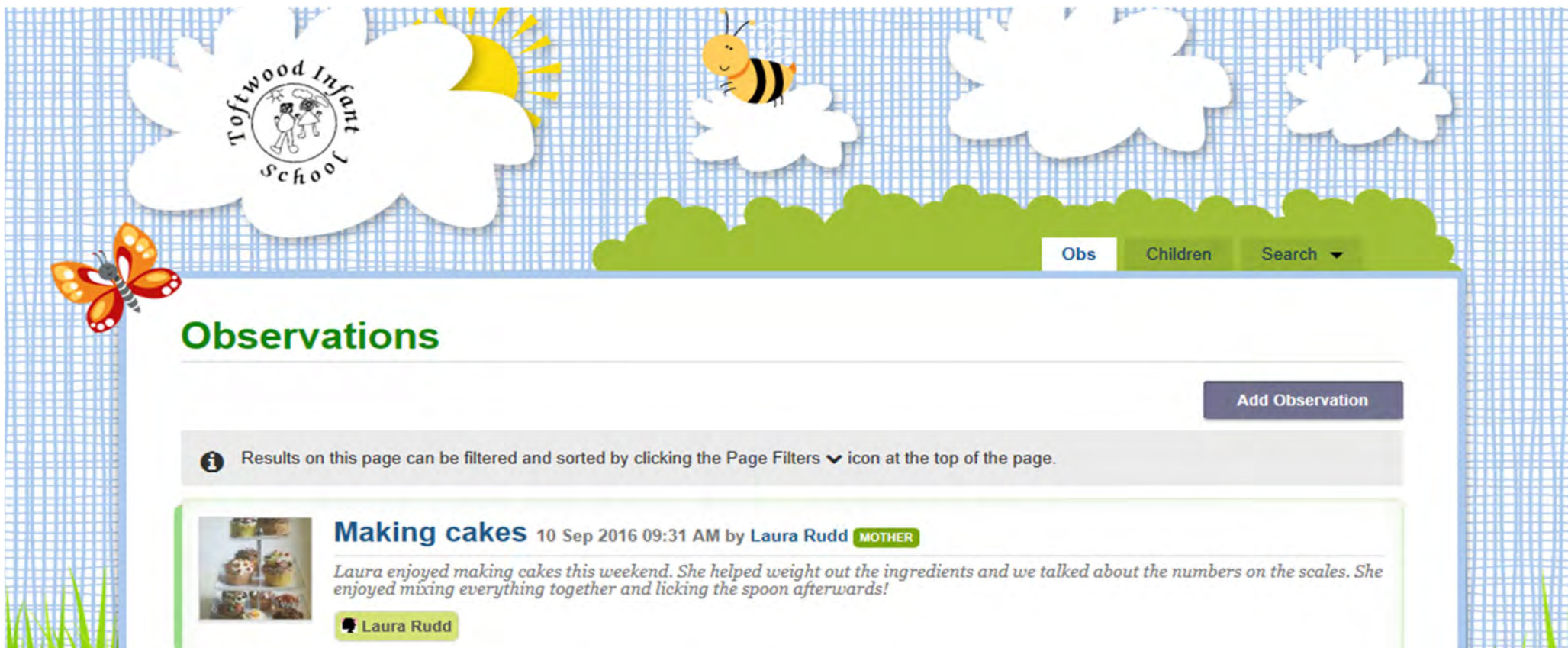
Creating and Thinking Critically

Making links

↳ *Making links and noticing patterns in their experience*

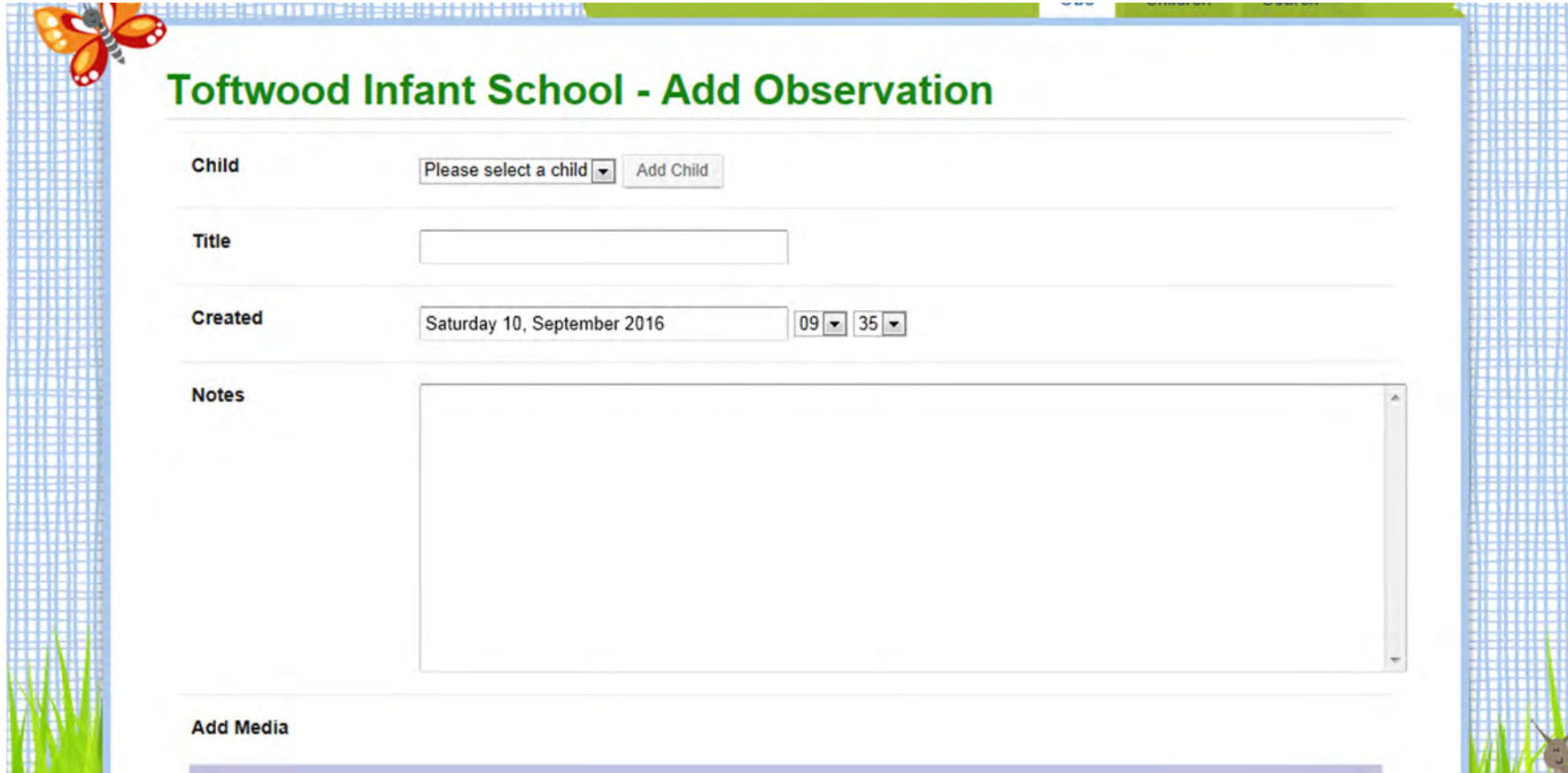
- EYFS curriculum is sectioned into age bands. 30-50 and 40-60 do overlap
- 

# Adding an observation using the website



- Click 'Add Observation'

# Adding an observation using the website



The screenshot shows a web form titled "Toftwood Infant School - Add Observation". The form has a light blue header with a butterfly icon on the left. The form fields are as follows:

- Child:** A dropdown menu with the text "Please select a child" and a small downward arrow, followed by a button labeled "Add Child".
- Title:** A single-line text input field.
- Created:** A date input field showing "Saturday 10, September 2016", followed by two time selection dropdowns showing "09" and "35".
- Notes:** A large, empty text area with a vertical scrollbar on the right.
- Add Media:** A button located at the bottom left of the form.

The form is decorated with a blue grid pattern on the left and right sides, and a green grass border at the bottom. A small cartoon character is visible in the bottom right corner of the grid.

- Select your child's name, add a title and notes on the observation

# Adding an observation using the website

**Add Media**

Filename	Size	Status

0 b 0%

 iNATURALIST

- Click add files to attach a photo or video to the observation

# Adding an observation using the website

## Add Media

Filename	Size	Status
IMG_0225.JPG	N/A	0% 
<div><div>Add Files</div><div>Start Upload</div></div>		
	N/A	0%

- Click 'Start Upload' to add the media to the observation

# Adding an observation using the website

**Add Media**

 **IMG\_0225.JPG** Edit Delete

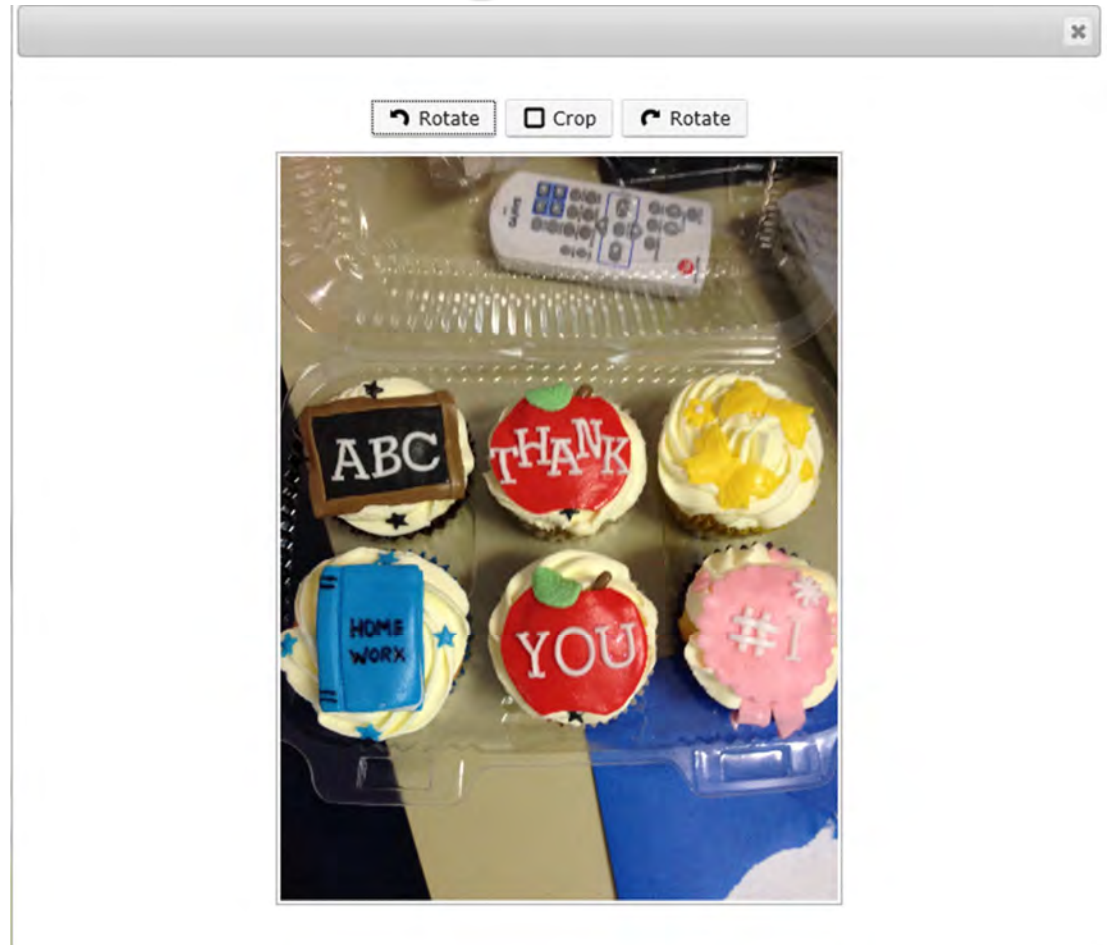
Filename	Size	Status
IMG_0225.JPG	N/A	100% 

Add Files Start Upload Uploaded 1/1 files

- Click 'Edit' if you need to make changes to your picture

# Adding an observation using the website

- You can rotate or crop pictures you have added



# Adding an observation using the website

- Click 'Save' to complete the observation
- Observations need to be approved by teachers before being added to the journal



# Notification Emails

- Email notifications will be sent when a new observation is added, and when an observation is replied.
- Notifications can be changed in 'Edit Preferences'.



## Tapestry Notification

Hello Laura, you have a new notification from Toftwood Infant School

Laura Rudd added observation [Starting school](#). Today, 09:09 AM

If you'd like to change how you receive your Tapestry notifications, please login to Tapestry using a web browser and change your notifications preferences.

*Please do not reply to this email.*

**Our mailing address is:**  
[customer.service@eyfs.info](mailto:customer.service@eyfs.info)

[Click here to unsubscribe](#)

# Changing settings

## Notifications

When an observation is first added to the journal a summary of notifications (if any) will be sent by email daily

[Change these options](#)

When an observation is replied to a summary of notifications (if any) will be sent by email daily

These options were applied by you on 30/08/2016.



## Change Notification Options

### Notification Types

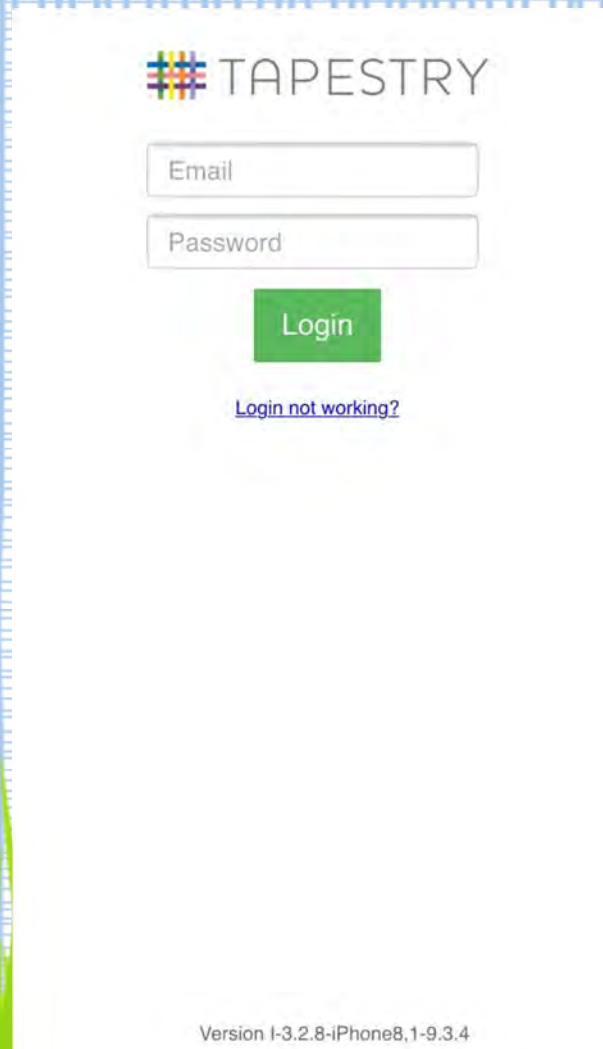
New Observation

When an observation is first added to the journal

New Reply

When an observation is replied to

# Log in - App (iOS)



The image shows a login screen for the Tapestry app. At the top, there is a logo consisting of a colorful grid of squares followed by the word "TAPESTRY". Below the logo are two input fields: "Email" and "Password". A green "Login" button is positioned below the password field. Underneath the button is a link that says "Login not working?". At the bottom of the screen, the version number "Version 1-3.2.8-iPhone8,1-9.3.4" is displayed.

TAPESTRY

Email

Password

Login

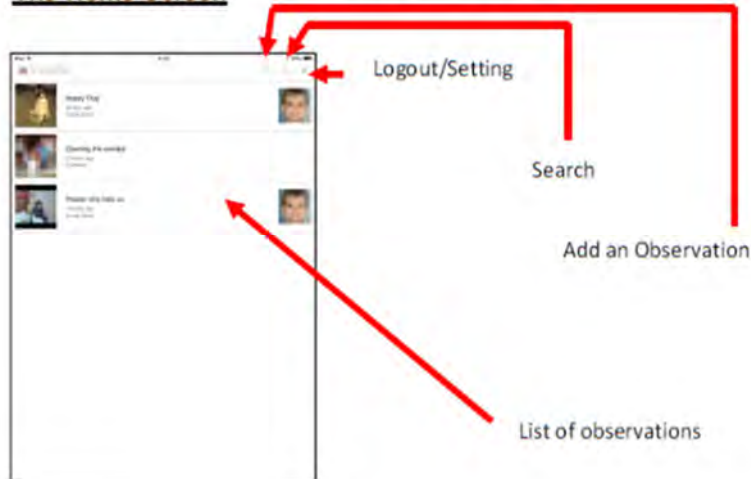
[Login not working?](#)

Version 1-3.2.8-iPhone8,1-9.3.4

# Using the app

Log in using email address and password and then set a 4 digit PIN

## The Home Screen



## Viewing Observations



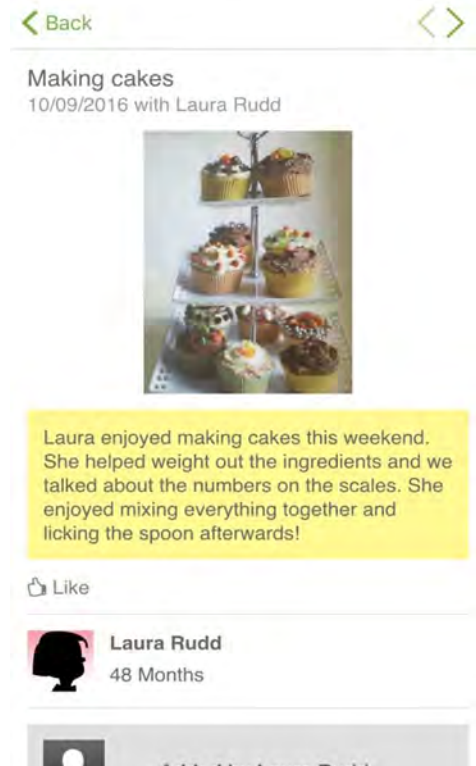
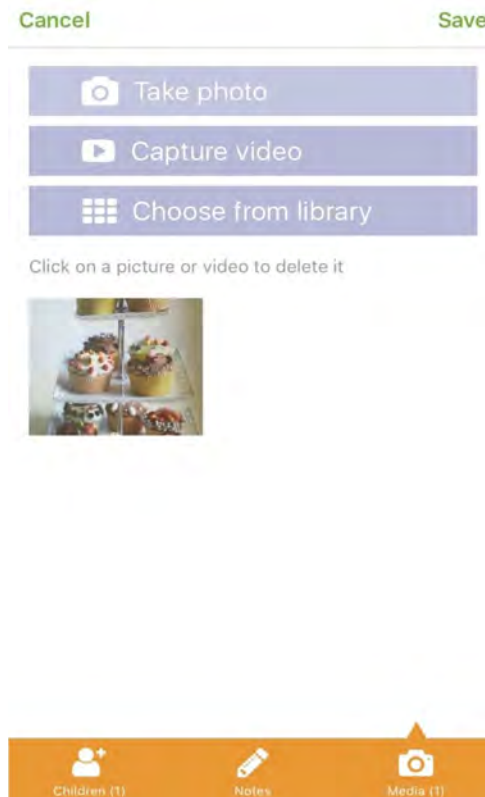
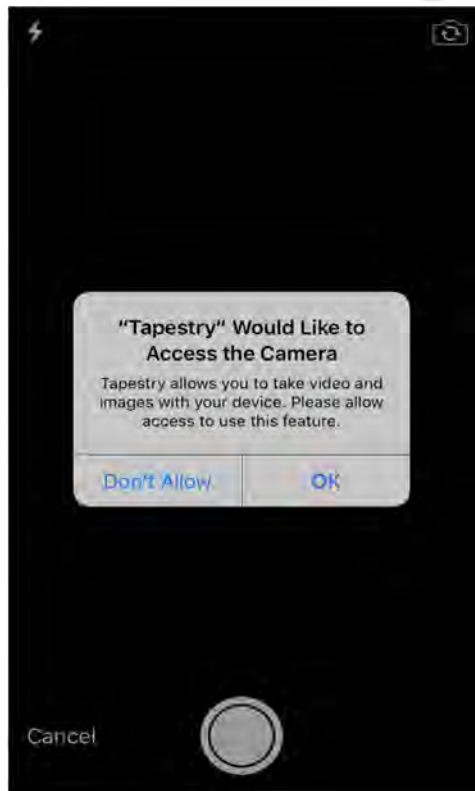
To view the details of an observation, tap on one of the observations in the list on the home page. You can scroll up and down to view all of the content, then tap on the "Back" button in the header bar to return to the home screen.

# Adding an observation using the app



- Click + symbol (top right corner), select child, tap notes to add title and details, tap media to add a photo or video

# Adding an observation using the app



- Once media is added tap 'Save' and you will see a preview of the observation. After a teacher has approved it the observation will be added to the journal



# What to do next?

- Ensure you have signed and returned your Tapestry user agreement
- Download the app or visit the Tapestry website
- Log in using the details given to you by your child's teacher
- Change your password
- Change your notification settings if required
- Have a go at commenting on a school observation, then try adding your own!
- Share Tapestry with your child



Any Questions?

