

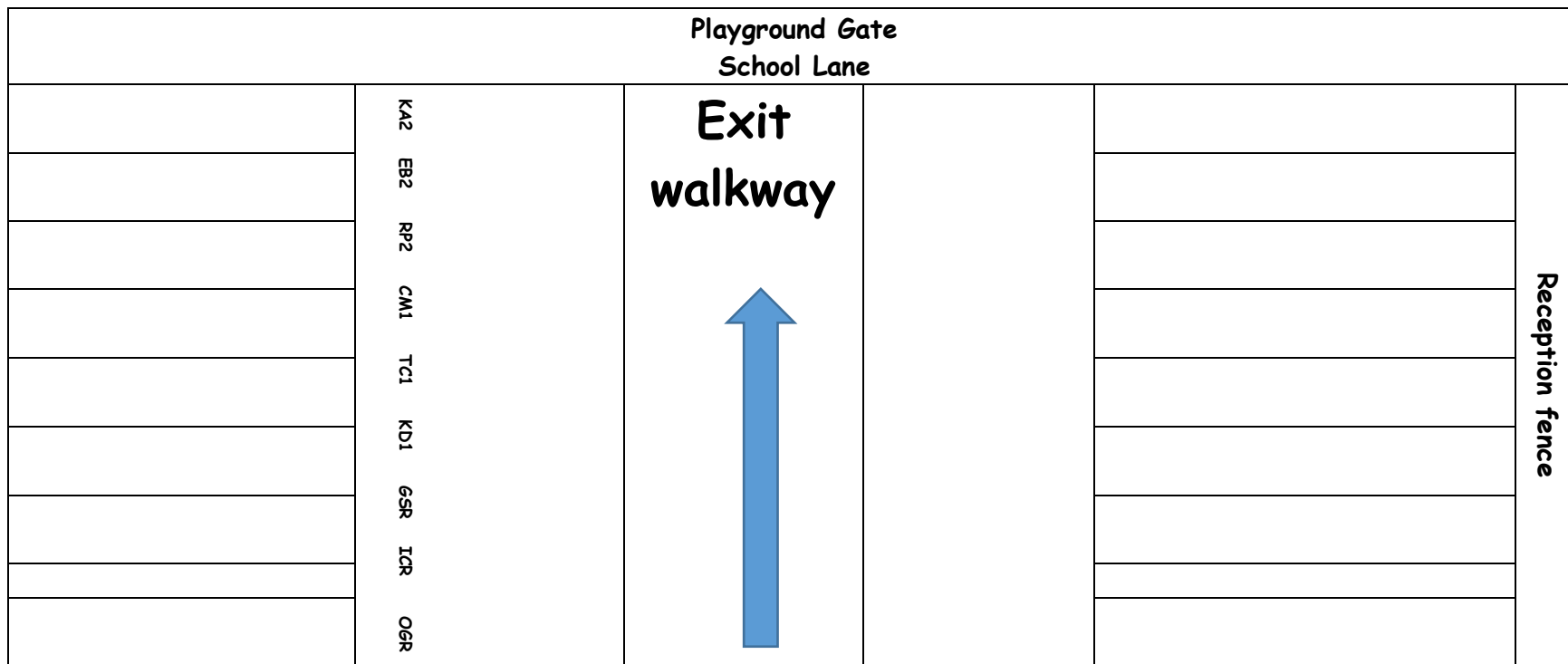
Infant School Collection for Reception

Queue in one line per class facing the gate. The queue line starts where the footprints are. Do not move forwards. Children will be dismissed in order of the adult line.

Once you have been handed your child, leave immediately via the exit walkway to the gate.

If you have another child to collect, please then join their line. If you have a child at Juniors, please walk round via the paths to collect them. Younger children **MUST** be kept with you at all times. Only one adult may collect per family.

Infant School Collection for Reception, Years 1 and 2



Queue in one line per class in the designated area marked on the playground. The queue line starts where the footprints are. Do not move forwards. Children will be dismissed in order of the adult line.

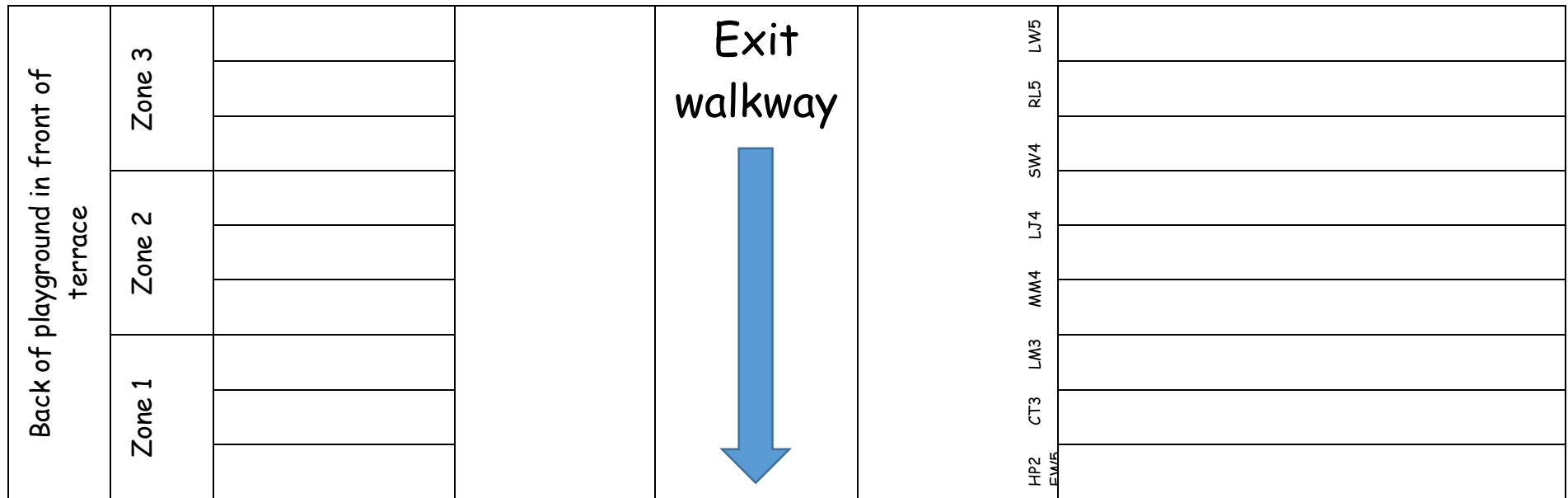
Once you have been handed your child, leave immediately via the exit walkway straight out of the playground gate.

Younger children **MUST** be kept with you at all times. Only one adult may collect per family.

Please note this is for illustration purposes only. There will be a gap between each queue line and a further gap between each zone. Reception children will come out of their gate, with an additional gate for Miss Tataryn's class, closer to Miss Coombes' gate.

Please note: If you have children in different classes, collect your Reception child first and then queue in the next queue line.

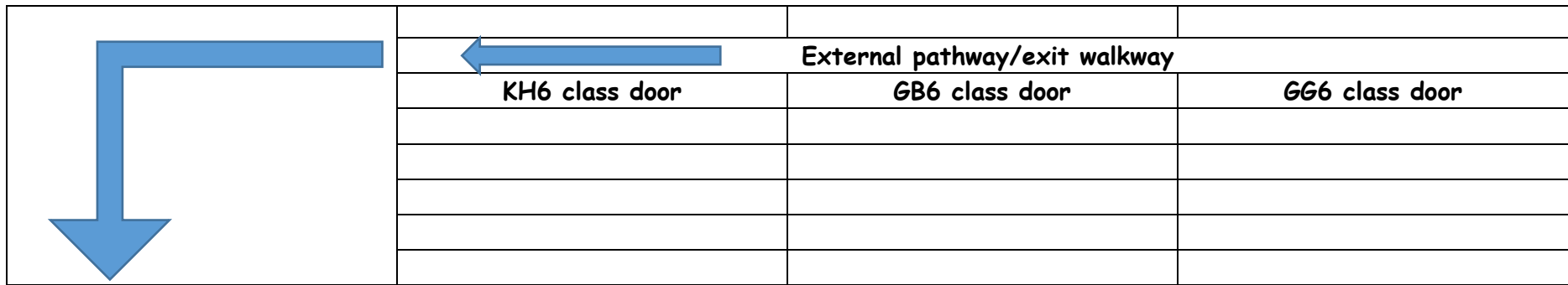
Junior School Collection Year 3-5



Queue in one line per class in the designated area marked on the playground. The queue line starts where the footprints are. Do not move forwards. Children will be dismissed in order of the adult line. Once you have been handed your child, leave immediately via the exit walkway to the designated year group gate. Younger children **MUST** be kept with you at all times. Only one adult may collect per family. Please note this is for illustration purposes only. There will be a gap between each queue line and a further gap between each zone.

Year 3 enter and exit via second vehicle gate, Year 4 enter and exit via 1st playground gate, Year 5 enter and exit via 2nd playground gate.

Junior School Collection Year 6



Please start your class one line per class on the grass behind the pedestrian path. You must queue in one line facing your child's classroom door.

Do not move forwards. Children will be dismissed in order of the adult line.

Once you have been handed your child, leave immediately via the exit walkway, round the outside of the new hall and follow the path to leave via the pedestrian gate.

Younger children **MUST** be kept with you at all times. Only one adult may collect per family.

If you prefer, you can fill in a 'permission to walk survey' and meet your child off the premises, eg in the park next to the school.